



## 1.9GHz Grid parabolic dish Antennas

**Frequency:1850-1990MHz, gain:20dBi 18dBi 15dBi** , The grid parabolic dish Antenna features high gain. It is ideally suited for Point to Point Systems & Point to Multi-point Systems directional 1.9GHz PCS band applications.

This antenna's construction features a rust-proof die cast aluminum reflector grid for superior strength and light weight. This antenna's 2-piece reflector grid is simple to assemble and significantly reduces shipping costs. The grid surface is UV powder coated for durability and aesthetics. The open-frame grid design minimizes wind loading.

The antenna is supplied with a 60 degree tilt and swivel mast mount kit. This allows installation at various degrees of incline for easy alignment. It can be adjusted up or down from 0 to 60deg.

### Features:

- Die-cast aluminum construction
- UV stable light gray powder coat finish
- Easy to assemble
- All weather operation

### Applications :

- 1.9 GHz band applications
- Personal Communication Service (PCS)
- Point to Point Systems & Point to Multi-point Systems



ZDAGP1900-20-15



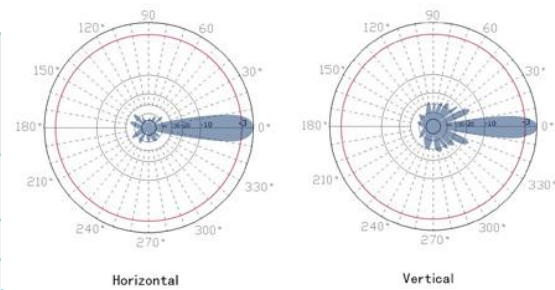
ZDAGP1900-18-20



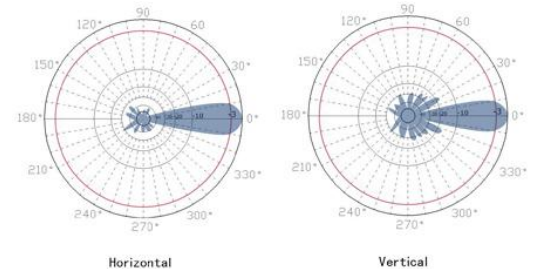
ZDAGP1900-15-25

**1.9GHz Grid parabolic dish Antennas**

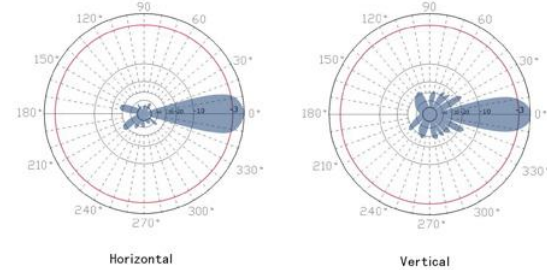
2500-2500MHz Grid parabolic dish antenna series specifications			
Model	ZDAGP1900-20-15	ZDAGP1900-18-20	ZDAGP1900-15-25
Frequency Range	1850-1990MHz	1850-1990MHz	1850-1990MHz
Gain	20dBi	18dBi	15dBi
Polarization	Vertical or Horizontal	Vertical or Horizontal	Vertical or Horizontal
Horizontal Beam Width	15°	20°	25°
Vertical Beam Width	12°	18°	20°
VSWR	<1.5	<1.5	<1.5
Front to back ratio	>30dB	>25dB	>20dB
Input Impedance	50 ohm	50 ohm	50 ohm
Input Maximum Power	200 W	200 W	200 W
Lightning Protection	DC Ground	DC Ground	DC Ground
Connector	N female or customized	N female or customized	N female or customized
Size	23.62 x 35.43inches (600 x 900 mm)	23.62 x 15.7 inches (600 x 400 mm)	11.8 x 15.7 inches (300 x 400 mm)
Antenna Material	Aluminum Alloy	Aluminum Alloy	Aluminum Alloy
Radiating Electrical Material	Cu	Cu	Cu
Antenna Structure	Two piece design	Two piece design	
Operating Temperature	-40to 85° C (-40to 185° F)	-40to 85° C (-40to 185° F)	-40to 85° C (-40to 185° F)
Diameter of Installation Pole	1.2-2.3in. (30-60 mm)	1.2-2.3in. (30-60 mm)	1.2-2.3in. (30-60 mm)
Weight	7.7 lbs. (3.5 kg)	5.72 lbs. (2.6 kg)	3.96 lbs. (1.8 kg)
Wind Loading:			
100MPH	80lb.	50lb.	25lb.
120MPH	125lb.	82lb.	37lb.



**ZDAGP1900-20-15 Patterns**



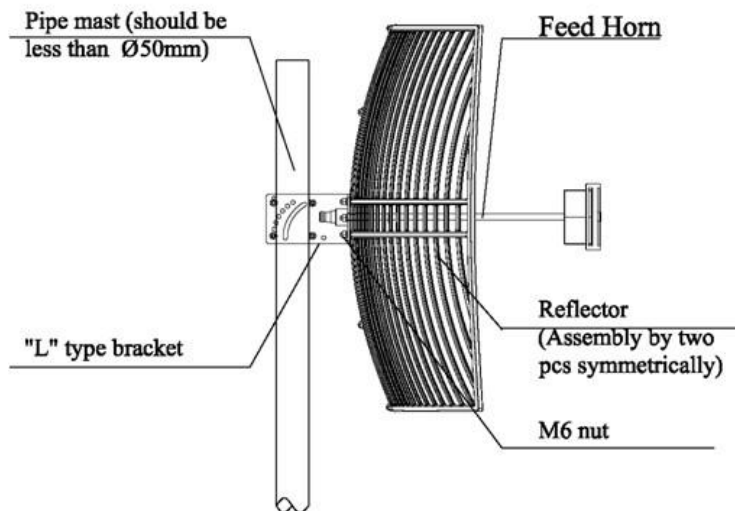
**ZDAGP1900-18-20 Patterns**



**ZDAGP1900-15-25 Patterns**

## 1.9GHz Gird parabolic dish Antennas

### Mounting Diagram



#### Installation:

1. Mount the antenna on the brackets according to the Mounting diagram. Make sure the antenna polarization parallel direction you need. When the antenna polarization are vertical to the ground, the antenna is vertical polarization. When the antenna polarization are horizontal to the ground, the antenna is horizontal polarization.
2. Mount the antenna on the mast supplied by customer according to the mounting diagram.
3. Test the antenna with equipment to make sure the antenna receive the best signal by turning the azimuth and pitching angle, then lock all the screw and seal the connector between antenna and cable.